



Fence Application

Single Family, Two Family, Agricultural & Conservancy Districts

Community Development Department

9915 39th Avenue

Pleasant Prairie, WI 53158

Phone: 262.925.6726

Email: communitydevelopment@pleasantprairiewi.gov

Engineering Department

8600 Green Bay Road

Pleasant Prairie, WI 53158

Phone: 262.925.6729

Email: engineering@pleasantprairiewi.gov

GENERAL INFORMATION

Address/Location	Subdivision
Tax Parcel Number	
Project Description/Scope of Work	
Estimated Construction Cost	Estimated Completion Date

FENCE DETAILS

Fence work proposed (check all that apply)	Proposed Material (check all that apply)
<input type="checkbox"/> New Fence	<input type="checkbox"/> Wood
<input type="checkbox"/> Repair/Replace Existing Fence Panels/Posts	<input type="checkbox"/> Vinyl
<input type="checkbox"/> New Retaining Wall	<input type="checkbox"/> Chain Link (minimum 9 gauge with top rail)
<input type="checkbox"/> Repair Existing Retaining Wall	<input type="checkbox"/> Decorative Aluminum/Wrought Iron
Fence Height (ft)	<input type="checkbox"/> Stone/Brick
Fence Style	<input type="checkbox"/> Other Material (specify)
Will the fence surround a swimming pool? <i>If yes, see Fence Requirements for specific requirements for a fence surrounding a swimming pool.</i>	<input type="checkbox"/> Yes <input type="checkbox"/> No
Will all structural and support components of the fence face away from adjacent properties, private streets or public rights-of-way?	<input type="checkbox"/> Yes <input type="checkbox"/> No
Will the fence be located within any Village Public Water, Sanitary or Storm Water/Drainage Easements? <i>If yes, approval from the Village Engineering Department is required and will be subject to certain requirements, if allowed. See Fence Requirements related to constructing a fence within a Village Public Water, Sanitary or Storm Water/Drainage Easements for additional information.</i>	<input type="checkbox"/> Yes <input type="checkbox"/> No
Will the fence be located within any We Energies Easement? <i>If yes, written approval from We Energies shall be submitted with this application.</i>	<input type="checkbox"/> Yes <input type="checkbox"/> No

MINIMUM SUBMITTALS See Fence Requirements

<input type="checkbox"/>	Plat of Survey or Site Plan if no survey is available, that shows the location of existing and proposed structures, any easements, setbacks to property lines, fence height/material and the location of any proposed gates. A plat of survey may be on file and available to download from the Kenosha County Interactive Mapping site.
<input type="checkbox"/>	Image of Fence Style
<input type="checkbox"/>	Written approval from We Energies if the fence is proposed to be located within a We Energies Utility Easement. Contact: We Energies at 262-763-1044.
<input type="checkbox"/>	Written Approval from Architectural Control Committee, if applicable

The Village may require additional information be submitted to ensure that all Village requirements are being met. The Applicant will be contacted if additional information is required to be submitted.

PERMIT REVIEW AND ISSUANCE OF PERMIT

- Permits may require up to 10 business days to process. If during the Village's review of the application, information is missing or additional information is required, the permit will be put on hold until the information is received, then the 10 day review period will start again. The Applicant will be contacted when the permit is ready to be issued with total permit fees due and permit conditions.
- Before digging call Diggers Hotline at 1-800-982-0299 to have all underground utilities marked.

INSPECTIONS

All required inspections shall be scheduled at least 2 business days in advance by calling 262.925.6726 with the permit number.


REQUIRED SIGNATURE

By submitting this application, I certify that all of the information and attachments submitted are true and correct to the best of my knowledge. I understand that for any work started or completed without proper permits, a triple fee will be charged. I agree that all of the work will be done in accordance with all applicable Village, County, State and Federal codes, ordinance requirements and permit conditions. I also agree to allow the inspection of the premises by the Village's Inspectors during regular business hours.

PROPERTY OWNER	CONTRACTOR
	Company Name
Print Name	Print Name
Mailing Address	Mailing Address
City/State/ZIP	City/State/ZIP
Phone	Phone
Email	Email

APPLICANTS SIGNATURE: The applicant, either the property owner or the contractor, is responsible to obtain the permit, schedule inspections and ensure compliance with all permit conditions.

Signature	Check one		Date:
	<input type="checkbox"/>	Owner	
	<input type="checkbox"/>	Contractor	



Fence Requirements

Single Family, Two Family, Agricultural, & Conservancy Districts

Community Development Department

9915 39th Avenue

Pleasant Prairie WI 53158

Phone: 262.925.6726

Email: communitydevelopment@pleasantprairiewi.gov

Engineering Department

8600 Green Bay Road

Pleasant Prairie WI 53158

Phone: 262.925.6729

Email: engineering@pleasantprairiewi.gov

GENERAL FENCE REQUIREMENTS

- Pursuant to Article XI of Chapter 420 of the Village Zoning Ordinance no person shall construct, repair, replace, install, enlarge, or alter any fence, unless a valid permit has first been issued.
- All fences shall be maintained in good repair in that said fence is structurally sound and plumb and does not have missing or have damaged structural components/fence panels. Furthermore, the fence surfaces shall be not be leaning and shall be free of rust, corrosion, peeling, flaking or chipped paint.
- All fences shall comply with any recorded deed restrictions and restrictive covenants recorded on the property. Written approval from the Architectural Control Committee, if applicable, shall be submitted with the application.
- When a fence is declared by the Zoning Administrator or designee to be dilapidated or hazardous, the Village may order such fence to be removed or repaired, and if it is not removed or repaired within a reasonable time after notice to the owner, the Village may remove the fence and charge the cost to the property owner.
- Fences in violation shall be repaired or replaced to meet Village Ordinance requirements after obtaining a fence permit.

FENCE EXCEPTIONS

The following types of fences do not require a permit, provided that the fence is not located within any public right-of-way, does not in any way interfere with traffic visibility, does not block, redirect or cause a drainage problem for the adjacent or downstream properties, and is not located within any easement(s) without written permission from the easement holder:

- Snow fences when comprised of wooden pickets bound together by wire and not exceeding four feet in height and removed between May 1 and November 1 of each year. No privately-owned snow fence shall extend into the road right-of-way line.
- Agricultural field fences in any Agriculture District provided that said fence is located a minimum of two feet from any road right-of-way. An agricultural field fence is used to provide enclosure of agricultural animals, landscaping yards or agricultural fields in any agricultural zoning district. An agricultural field fence may be constructed of fieldstone, wood or wire and may be electric or may incorporate barbed wire. The fence shall not exceed seven feet in height. Any other type of fence constructed in any agricultural districts shall follow the regulations pursuant the Standards outlined in these requirements.
- Decorative fences not exceeding two feet in height shall be permitted provided that said fence is located a minimum of two feet from any right-of-way.
- Underground electrical fences.
- Temporary chain link construction fence to secure a job site during construction provided that the fence is located on the property wherein the construction is being done and further provided that adequate access is maintained for Village inspectors and emergency personnel as approved by the Village.
- A trellis without a lattice type roof used as a landscape feature and not used for privacy or security provided that the trellis is located a minimum of 5 feet from any property line.

FENCE MATERIAL REQUIREMENTS

A residential fence that is used to provide enclosure of all or a portion of the property for privacy or security in any single family or two family residential, agricultural, or conservancy district, is subject to the following requirements:

- A fence may be constructed of brick, field stone, wood (decay resistant wood), wrought iron, chain link (a minimum thickness of nine gauge and a top support), decorative aluminum, vinyl, or other appropriate material as may be approved by the Zoning Administrator; however, a residential fence shall not be constructed of corrugated metal or other metal panels and shall not be an agricultural field fence or electric fence and shall not incorporate razor or barbed wire.
- All structural and support components of a fence shall face away from adjacent properties, private streets or public rights-of-way. Fence sections being replaced due to damage/maintenance may be replaced with the same construction materials and by the same construction methods and setbacks to the original installation may be approved by the Zoning Administrator.

FENCE LOCATION REQUIREMENTS

- A fence shall be set back a minimum of two feet from any public right-of-way (which is any property line adjacent to a street) and set back a minimum of 15 feet from any private road as measured from the outer edge of the gravel shoulder or back of curb.
- A fence may be located on the side or rear property lines.
- A fence may be located in a shore yard provided that it is not located on the water side of the ordinary high-water mark of said navigable waterway and it does not block, redirect or impede the flow of water or drainage in the area.
- A fence may be placed within a wetland provided that there is minimal disturbance to the wetlands and the soil from the post holes shall not be placed in the wetlands.
- A fence may be placed within a 100-year floodplain provided that the fence does not block, redirect the flow of water. An 11-gauge woven wire fence attached on the bottom 4 to 6 inches of the wood fence is acceptable to allow for the flow of water.

FENCE ON A CORNER LOT-VISION TRIANGLE REQUIREMENTS

A fence on a corner lot shall not be located within an established vision triangle or the as note below, whichever is greater:

- Village or private roadway intersecting with any other Village or private roadway, the corner cutoff distances establishing the triangular vision clearance shall be 15 feet.
- Federal, state or county highway or railway intersection with any other federal, state or county highway or railway, the corner cutoff distances establishing the triangular vision clearance shall be 50 feet.
- Federal, state or county highway or railway intersection with a Village or private roadway, the corner cutoff distances establishing the triangular vision clearance shall be 50 feet for any federal, state or county highway or railway and 15 feet from any Village or private roadway.

FENCE HEIGHT REQUIREMENTS

- A fence shall not be higher than six feet if located in the rear yard, rear street yard and/or side street yard.
- A fence shall not be higher than four feet if located within a front street yard. Concrete or brick pillars located between fence sections may be permitted to a height of six feet in a front street yard.
- The fence height shall include all elevations, including berms, above the overall standard grade of the property, excluding architectural fineals.
- The fence shall be designed and constructed to resist any wind load.

FENCES AROUND SWIMMING POOLS REQUIREMENTS

An inground swimming pool or a pool that is less than 4 feet in height, a swimming pool enclosure is required. See requirements for all swimming pool enclosures in the *Residential Swimming Pool Guidelines*. However, if you decide to construct a fence for a swimming pool, in addition to the other fence guideline requirements, the following additional requirements shall apply.

- **Inground Pool:** If the swimming pool is located outside of an approved principal or accessory structure, then a 4 foot-high (minimum) and 6 foot-high (maximum) residential fence shall be constructed. Any gate(s) shall be equipped with a self-closing, self-locking device placed at the top of the gate.
- **Above Ground Pool:** If the outer wall of an above ground swimming pool as measured from the finished yard grade to the top of the swimming pool is less than 4 feet in height and the enclosure around the swimming pool with be a fence then a 4 foot-high (minimum) and 6 foot-high (maximum) residential fence shall be constructed. Any gate(s) shall be equipped with a self-closing, self-locking devices placed at the top of the gate.

SEE ATTCHED EXAMPLES OF SITE PLANS TO BE SUBMITTED WITH THE APPLICATION.

FENCES PROPOSED TO BE LOCATED WITHIN ANY EASEMENTS require written permission from the easement holder

- Contact We Energies at 262-763-1044 for written approval, to be submitted with the application, for a fence proposed within a We Energies Utility Easement.
- See additional approvals and requirements for a fence proposed within a Village Public Water Main, Sanitary Sewer Main or Stormwater Drainage Easement.
- The Village may impose additional requirements for a fence proposed to be located within any other Village Easements (i.e. Woodland Preservation/Protection or Landscape). The Village may deny a fence within said easement for any reason in which the Village deems the structure will interfere with the easement purpose and use, or is not in the best interest of the Village or the public.

FENCES PROPOSED WITHIN VILLAGE EASEMENTS

PRIOR TO SUBMITTING A FENCE IN ANY OF THESE EASEMENTS CONTACT THE VILLAGE ENGINEERING DEPARTMENT TO DISCUSS AT 262.925.6729

- Easements allow for the use, access, and maintenance of the specified Village utility or function. No fences are allowed within any public water, sanitary, and/ or storm water easement unless approved by the Village Engineering Department subject to certain Exception Considerations and Requirements as further described below.
- The Village may impose additional requirements or deny such requests for any reason in which the Village deems the fence to interfere with the easement purpose and use, or not be in the best interest of the Village or the public.
- Any fence placed within an easement as approved by the Village will be at the property owner's risk and if allowed will require the property owner(s) to sign an indemnification agreement drafted by the Village that will be recorded at the Kenosha County Register of Deeds Office. (The recording fee shall be paid for by the owner/applicant). This agreement will specify that the easement, its provisions, and the Village's rights will govern and any allowance of a fence shall not be construed as rights given to the property owner. Furthermore, the Village will retain the right to remove the fence to perform and complete work within the easement and will not be responsible for fence replacement.

FENCE WITHIN A VILLAGE PUBLIC WATER MAIN ACCESS & MAINTENANCE EASEMENT

Water mains and related appurtenances shall be readily accessible to Village Public Works Department personnel and equipment for system operations, inspections, and emergency repairs due to breaks or other service needs.

A fence is **not** allowed in a Public Water Main Access & Maintenance Easement unless the Village Engineer finds the specific circumstance to be exceptional in nature and that the fence will not in any way impact the Village's ability to access and maintain the public water main and related appurtenances.

FENCES WITHIN A VILLAGE PUBLIC SANITARY SEWER ACCESS AND MAINTENANCE EASEMENT

Sanitary sewers and related appurtenances shall be accessible to Village Public Works Department personnel and equipment for system operations, inspections, and repairs. All manholes shall be readily accessible for Village crews to regularly clean sewer lines via a vac-truck or other equipment used by the Public Works Department.

The Village Engineer **may** allow a fence in Public Sanitary Sewer Easement if there are no sanitary sewer manholes located within the easement and all upstream and downstream manholes for the sewer segment are located within public streets and/or readily accessible to Village Public Works Department personnel and equipment. If allowed the fence shall have access gates at locations designated by the Village.

FENCES WITHIN A VILLAGE PUBLIC STORM SEWER OR DRAINAGE, ACCESS AND MAINTENANCE EASEMENT

Storm sewer systems and overland drainage conveyance systems shall be accessible to the Village Public Works Department personnel and equipment for system operations, inspections, repairs, and cleaning. Fences shall not obstruct, impair, or interfere with drainage nor impair the ability of the Village Public Works Department to regularly inspect or clean the storm water facilities.


The Village Engineer **may** allow a fence in Public Storm Sewer or Drainage Easement if:

- Fence(s) within the easement shall not interfere with the function of the easement for storm water conveyance.
- Fence(s) within the easement shall be an open space style fence allowing for the free flow of drainage through the fence. Opacity (solid space) shall be no more than 50% (i.e. you must be able to see through 50% or more of the fence). Stockade, privacy, or solid fences are not allowed. Slats, rails, etc. shall not be more than 3-inches.
- Fence posts shall be offset from the edge of any storm sewer pipe (i.e. not located directly over the storm sewer).
- Fences running parallel to a drainage swale shall be located outside the swale centerline and side slopes (i.e. at or beyond the top of slope).
- Fences within or crossing storm sewer or drainage easements shall be no greater than 5-feet in height and have access gates at locations designated by the Village. Access gates shall be placed in locations to allow for access to and through the easement area.
- Fence locations, height, and style shall not impair the Village's ability to inspect, view, or survey overland storm water conveyance systems (i.e. swales, ditches, storm inlets).

SEE EXAMPLE 4 FOR THE REQUIRED SITE PLAN TO BE SUBMITTED FOR A FENCE WITHIN A STORM SEWER DRAINAGE EASEMENT.

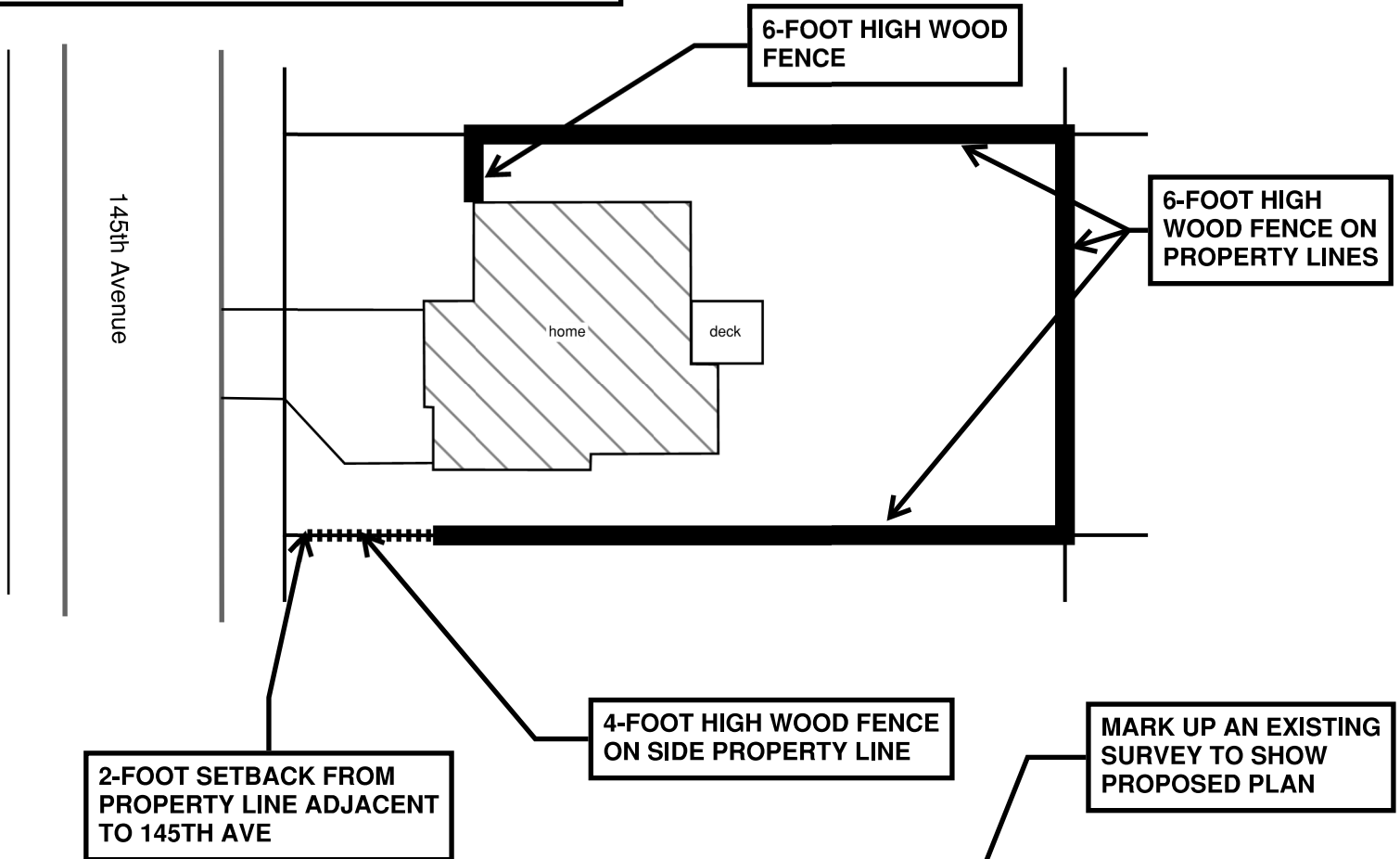
EXAMPLE 1 - FENCE SITE PLAN



Scale: 
Scale: 1" = 40'

NOTES:

1. SHOW PROPOSED FENCE, SETBACKS TO PROPERTY LINES, FENCE HEIGHT AND MATERIALS
2. IF ANY VILLAGE EASEMENTS ADDITIONAL INFORMATION IS NEEDED IF A FENCE IS PROPOSED IN THOSE EASEMENTS. FENCES ARE NOT PERMITTED WITHIN WATER MAIN AND/OR SANITARY SEWER EASEMENTS.



WISCONSIN

NAME HERE
S-1234
YOUR CITY
WIS.

LAND SURVEYOR

CREATED: 8/18/20


I hereby certify that this property was surveyed under my direction and this plat is a true representation thereof.

Surveyor Signature
Registered Land Surveyor
Created xx/xx/xxxx
Revised xx/xx/xxxx

Plat of Survey of
PROPERTY DESCRIPTION
in 1/4 Section, Town, Range
VILLAGE OF PLEASANT
PRAIRIE
KENOSHA COUNTY, WI.

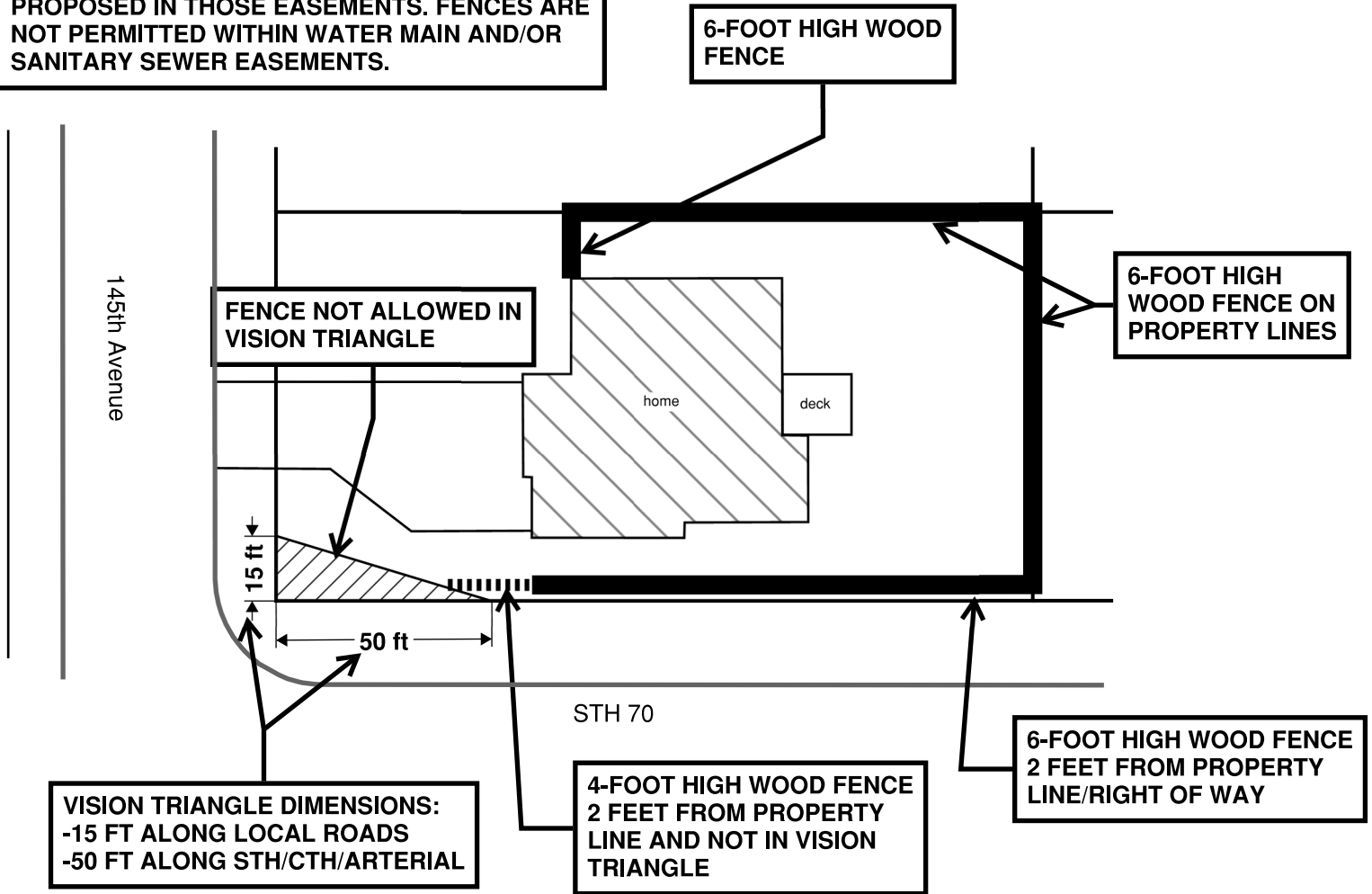
EXAMPLE 2 - FENCE SITE PLAN ON CORNER LOT



Scale: 
Scale: 1" = 40'

NOTES:

1. SHOW PROPOSED FENCE, VISION TRIANGLE, SETBACKS TO PROPERTY LINES, FENCE HEIGHT AND MATERIALS
2. IF ANY VILLAGE EASEMENTS ADDITIONAL INFORMATION IS NEEDED IF A FENCE IS PROPOSED IN THOSE EASEMENTS. FENCES ARE NOT PERMITTED WITHIN WATER MAIN AND/OR SANITARY SEWER EASEMENTS.



WISCONSIN

NAME HERE
S-1234
YOUR CITY
WIS.

LAND SURVEYOR

MARK UP AN EXISTING SURVEY TO SHOW PROPOSED PLAN

Surveyor Signature
Registered Land Surveyor
Created xx/xx/xxxx
Revised xx/xx/xxxx

Plat of Survey of
PROPERTY DESCRIPTION
in 1/4 Section, Town, Range
VILLAGE OF PLEASANT
PRAIRIE
KENOSHA COUNTY, WI.

CREATED: 8/18/20

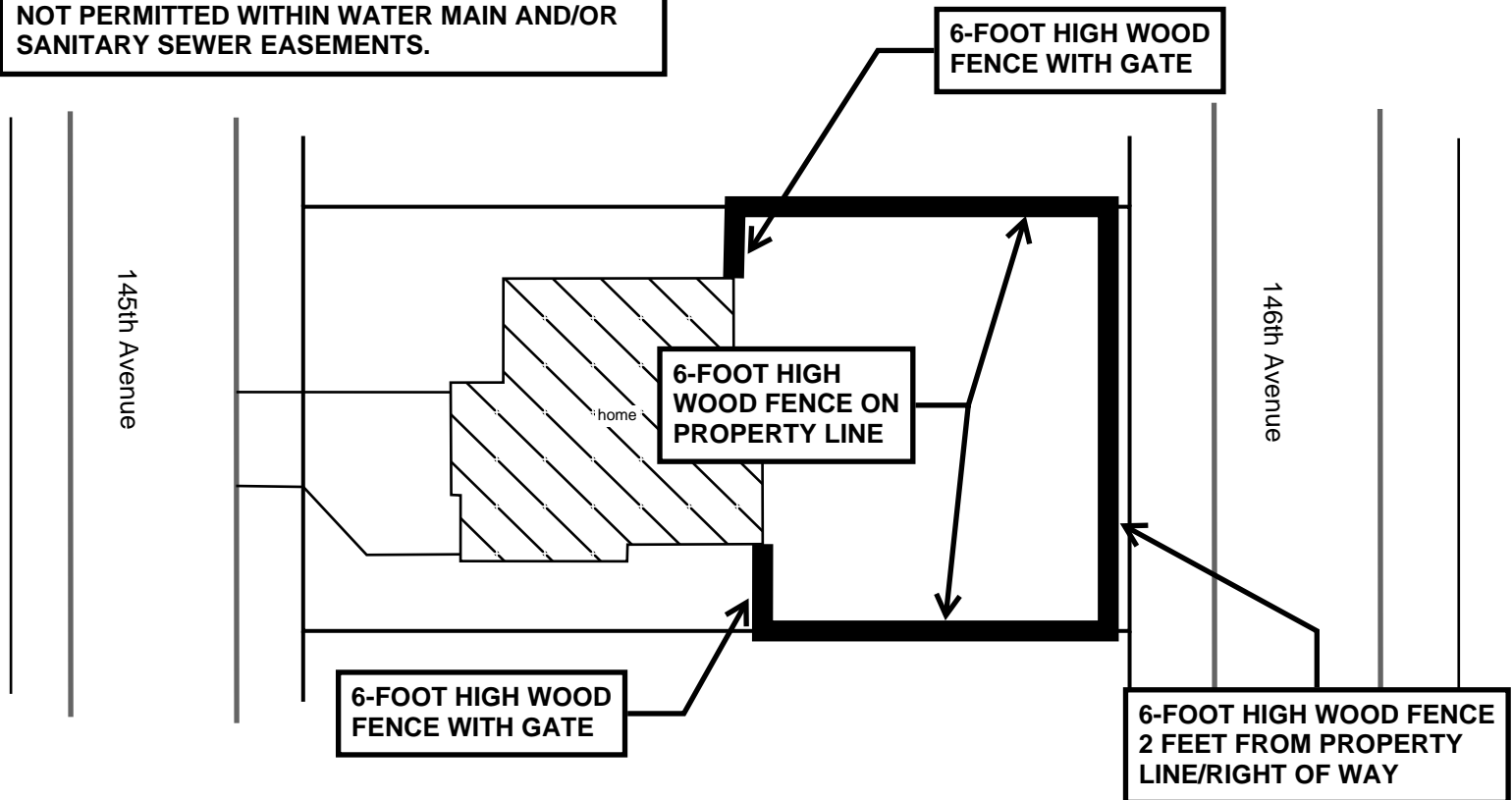
EXAMPLE 3 - FENCE SITE PLAN ON THROUGH LOT



Scale: 0 10 20 40
Scale: 1" = 40'

NOTES:

1. SHOW PROPOSED FENCE, SETBACKS TO PROPERTY LINES, FENCE HEIGHT AND MATERIALS
2. IF ANY VILLAGE EASEMENTS ADDITIONAL INFORMATION IS NEEDED IF A FENCE IS PROPOSED IN THOSE EASEMENTS. FENCES ARE NOT PERMITTED WITHIN WATER MAIN AND/OR SANITARY SEWER EASEMENTS.



MARK UP AN EXISTING
SURVEY TO SHOW
PROPOSED PLAN

WISCONSIN

NAME HERE
S-1234
YOUR CITY
WIS.

LAND SURVEYOR

I hereby certify that this property was surveyed under my direction and this plat is a true representation thereof.

Surveyor Signature
Registered Land Surveyor
Created xx/xx/xxxx
Revised xx/xx/xxxx

Plat of Survey of

PROPERTY DESCRIPTION

in 1/4 Section, Town, Range

VILLAGE OF PLEASANT

PRAIRIE

KENOSHA COUNTY, WI.

REVISED: 2/21/23

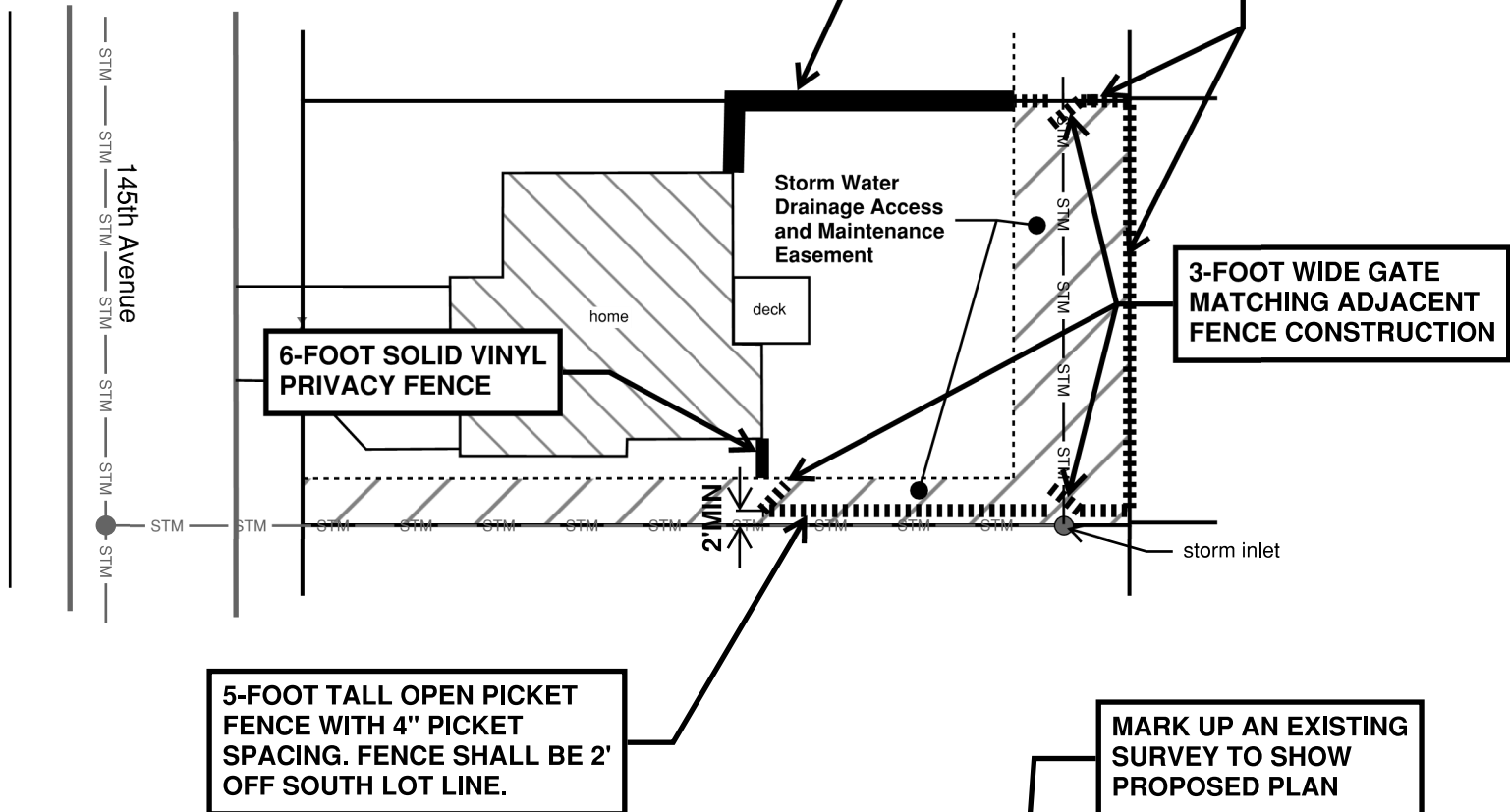
EXAMPLE 4 - FENCE SITE PLAN IN STORM WATER OR STORM SEWER EASEMENTS



Scale: 0 10 20 40
Scale: 1" = 40'

NOTES:

1. SHOW PROPOSED FENCES, SETBACKS TO PROPERTY LINES, FENCE HEIGHTS AND MATERIALS.
2. FENCES ARE NOT PERMITTED WITHIN WATER MAIN AND/OR SANITARY SEWER EASEMENTS.



MARK UP AN EXISTING SURVEY TO SHOW PROPOSED PLAN

WISCONSIN

NAME HERE
S-1234
YOUR CITY
WIS.

LAND SURVEYOR

CREATED: 8/18/20

I hereby certify that this property was surveyed under my direction and this plat is a true representation thereof.

Surveyor Signature
Registered Land Surveyor
Created xx/xx/xxxx
Revised xx/xx/xxxx

Plat of Survey of
PROPERTY DESCRIPTION
in 1/4 Section, Town, Range
VILLAGE OF PLEASANT
PRAIRIE
KENOSHA COUNTY, WI.